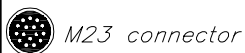
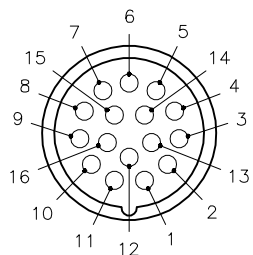
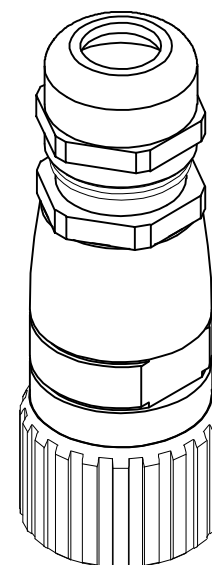
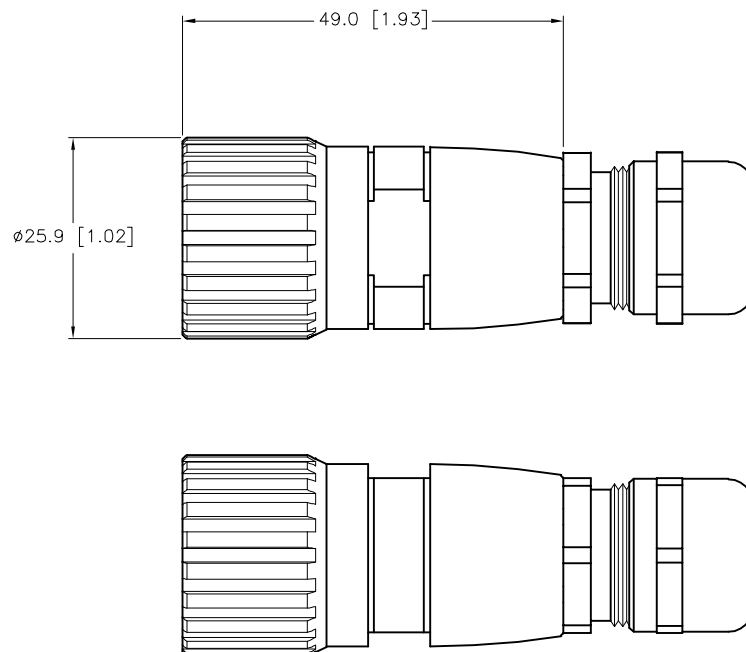


FEMALE END VIEW



SPECIFICATIONS

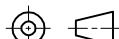

CONTACT CARRIER MATERIAL	PBT OR NYLON
CONTACT MATERIAL/PLATING	BRASS/GOLD
COUPLING NUT MATERIAL/PLATING	BRASS/NICKEL
GASKET	PERBUNAN OR FLUOR RUBBER
RATED CURRENT [A]	8.0 A
RATED VOLTAGE [V]	150 V
MAX. CONDUCTORS SIZE	18 AWG
TERMINATION METHOD	SOLDER
TEMPERATURE	-40°C to 125°C (-40°F to 257°F)
CABLE GRIP RANGE	5mm (.197") TO 12mm (.472")



SOURCE DRAWING - FOR REFERENCE ONLY

NOTES:

- USE TOOL PART NUMBER "CK-TOOL" TO AID WITH ASSEMBLY OF FIELD WIREABLE.

RELATED DOCUMENTS 1. 2. 3. 4.	3RD ANGLE PROJECTION			THIS DRAWING IS CONFIDENTIAL AND THE PROPERTY OF TURCK INC. USE OF THIS DOCUMENT WITHOUT WRITTEN PERMISSION IS PROHIBITED.				3000 CAMPUS DRIVE MINNEAPOLIS, MN 55441 1-800-544-7769 (763) 553-7300 (763) 553-0708 fax www.turck.us	
	MATERIAL	ALL DIMENSIONS DISPLAYED ON THIS DRAWING ARE FOR REFERENCE ONLY CONTACT TURCK FOR MORE INFORMATION	DRFT	NF	DATE	10/07/20	DESCRIPTION CK 16-0		
	APVD			SCALE	1=1.0				
FINISH	UNIT OF MEASUREMENT MILLIMETER [INCH] DO NOT SCALE THIS DRAWING		IDENTIFICATION NO. U0108-5			REV A			
		FILE: U0108-5			SHEET 1 OF 1				

A	DRAWING RELEASE	NF	10/07/20	
REV	DESCRIPTION	BY	DATE	ECO. NO.